

# 2025 PROPOSED BUDGET

SEPTEMBER 17, 2024



# PRESENTATION TOPICS

- Property Tax Legislation History
- New Positions
- Incremental Development Revenue
- One Time Expenses
- LDDA Budget
- Human Service Agency Funding
- Mental Health
- Early Childhood Care and Education
- Grants and External Funding Sources – moving to next week
- Parks Maintenance Funding
- Street Fund (Transportation)
- Sanitation Fund – moving to next week

# PROPERTY TAX LEGISLATION HISTORY

# PROPERTY TAX LEGISLATION

- Gallagher amendment repealed in 2020
- SB22-238 would lower assessment rates
- SB23-303 put Proposition HH on 2023 ballot
- SB23B-001 also lowered assessment rates
- SB24-233 added growth limit & lowered rates
- Prop 50 & Prop 108 qualified for 2024 ballot
- HB24B-1001 growth cap & lowers rates

**NEW POSITIONS**

# NEW FTE PROPOSED FOR 2025

- 18.0 new FTE being added in this budget
  - 3.35 in the Water Fund
  - 3.30 in the Open Space Fund
  - 3.00 in the Parks & Greenway Fund
  - 2.50 in the Street Fund
  - 2.30 in the Sewer Fund
  - 1.30 in the Storm Drainage Fund
  - 1.00 in the Electric & Broadband Fund
  - 1.00 in the Affordable Housing Fund
  - 0.25 in the Sustainability Fund
- Total FTE for 2025 will be 1,161.105

# NEW FTE PROPOSED FOR 2025, continued

- 1.0 FTE Volunteer Projects Coordinator-fixed term-offset by temp wages: from the Open Space Fund/Water Fund/Sustainability Fund
- 1.0 FTE Volunteer Projects Coordinator-fixed term-offset by temp wages: from the Open Space Fund
- 1.0 FTE Natural Resources Technician III- offset by temp wages: from the Open Space, Storm Drainage and Water Funds
- 1.0 FTE Agricultural Resource Specialist/Project Manager II-fixed term: from the Open Space Fund
- 1.0 FTE Housing Compliance Specialist: from the Affordable Housing Fund
- 3.0 FTE Grounds Maintenance Technician II: from the Park & Greenway Fund

# NEW FTE PROPOSED FOR 2025, continued

- 1.0 FTE Energy Technologies Specialist: from the Electric & Broadband Fund
- 1.0 FTE Transportation Engineering Assistant: from the Streets Fund
- 1.0 FTE Construction Inspector: from the Storm Drainage, Streets, Water & Sewer Funds
- 2.0 FTE Public Works Tech I: from the Streets Fund
- 1.0 FTE Field Engineer: from the Water and Sewer Funds
- 1.0 FTE Logistics Supervisor: from the Water and Sewer Funds
- 2.0 FTE Water Utility Tech II: from the Water and Sewer Funds
- 1.0 FTE Water Utility Tech I: from the Water and Sewer Funds



# INCREMENTAL DEVELOPMENT REVENUE

## INCREMENTAL DEVELOPMENT REVENUE (IDR)

- 820 permits for new dwelling units
- Per policy anything above 200 permits is IDR
- \$399,478 IDR in 2025 proposed budget
  - \$352,324 building permit revenue
  - \$47,155 plan review revenue

# INCREMENTAL DEVELOPMENT REVENUE (IDR)

**2025 IDR available**                      **\$ 399,478**

## Ongoing uses of IDR – positions

initially added in 2015                      42,599    Planning Technician (46% of the FTE)

initially added in 2016                      192,175    Associate Planner and Permit Technician

Initially added in 2017                      118,427    Electrical Inspector

## Ongoing uses of IDR – other ongoing

initially added in 2017                      46,634    temp wages

initially added in 2018                      9,643    overtime for plan review

**2025 total IDR uses**                      **\$ 399,478**

# ONE TIME EXPENSES

# GENERAL FUND ONE TIME

Capital - Equipment	2,089,741
IT Equipment or Technology Improvements	624,982
Non-Capital - Small Equipment & Supplies	142,920
One Time Services or Expenses	5,208,903
<b>TOTAL GENERAL FUND ONE TIME</b>	<b>\$ 8,066,546</b>

\$ 385,278 one-time revenues

\$ 7,681,268 from undesignated fund balance

*Attachment J*

# PUBLIC SAFETY FUND ONE TIME

Capital - Equipment	94,177
IT Equipment or Technology Improvements	254,253
Non-Capital - Small Equipment & Supplies	62,920
One Time Services or Expenses	537,750
PBF109 Municipal Facilities Parking Lot Rehab	184,000
PBF163 Municipal Buildings Keyless Entry	407,463
<b>TOTAL PUBLIC SAFETY FUND ONE TIME</b>	<b>\$ 1,540,563</b>

*Attachment K*

# ALL OTHER FUNDS ONE TIME

Capital - Equipment	4,888,235
IT Equipment or Technology Improvements	178,733
Non-Capital - Small Equipment & Supplies	6,000
One Time Services or Expenses	2,510,000
<b>TOTAL ALL OTHER FUNDS ONE TIME</b>	<b>\$ 7,582,968</b>

Does not include any CIP

*Attachment L*

# LDDA BUDGET



# LDDA BUDGET

- Downtown Parking Fund
- Longmont General Improvement District
- LDDA Funds

# DOWNTOWN PARKING FUND

- Budget of \$140,730 for 2025
- Increase of \$11,381 over 2024
- \$3,251 increase in personal services
- \$8,130 increase in O&M including \$2,430 in liability insurance and \$2,400 in professional and contract services

# LONGMONT GENERAL IMPROVEMENT DISTRICT

- Budget of \$196,271 for 2025
- Increase of \$6,961 over 2024
- \$2,103 increase in personal services
- \$4,858 increase in O&M including \$3,500 in professional and contract services

## LDDA OPERATING FUND

- Budget of \$393,505 for 2025
- Increase of \$8,568 over 2024
- \$14,026 increase in personal services
- \$3,625 decrease in O&M
- \$1,833 decrease in non-operating

# LDDA DEBT SERVICE FUND

- TIF Budgeted at \$1,649,454 for 2025
- August valuations project \$1.5 million
- \$425,316 to fund Arts & Entertainment
- \$1,596,880 to fund Construction Fund projects

# LDDA ARTS & ENTERTAINMENT FUND

- Budget of \$518,816 for 2025
- Increase of \$25,273 over 2024
- \$5,073 increase in personal services
- \$20,200 increase in O&M, mainly in contract services for events & gift card fees
- TIF funding of \$425,316 in 2025

# LDDA CONSTRUCTION FUND

- Construction Fund is funded through tax increment financing (TIF)
- Under TIF, for properties in the DDA, 50% of the property tax levied on the growth in value over the prior 30 years goes to the LDDA annually for funding of projects that support the LDDA Master Plan of Development
- LDDA will receive over \$1.35 million of TIF in 2024 and is projected to receive over \$1.5 million of TIF in 2025.

# LDDA CONSTRUCTION FUND

- Projects \$ 687,000
- Project management 98,280
- Infrastructure replacement 69,442
- CIP projects 910,000

Total Construction Fund budget \$1,764,722



# LDDA CONSTRUCTION FUND - PROJECTS

- Placer AI data service \$ 15,000
- Pedestrian metrics 10,000
- Website redesign 25,000
- Mural on parking structure 150,000
- Creative District 80,000
- Clean & safe 25,000
- Economic vitality 50,000
- Holiday tree 35,000

# LDDA CONSTRUCTION FUND - PROJECTS

- Incentives 200,000
- Cameras 22,000
- Spoke garage O&M & lease 75,000

## LDDA CONSTRUCTION FUND – CIP PROJECTS

- DTR037 600 Main Rehabilitation \$800,000
- DTR008 Downtown Alley & Breezeway Improvements \$60,000
- DTR033 Wayfinding \$50,000

# HUMAN SERVICE AGENCY FUNDING

MENTAL HEALTH

EARLY CHILDHOOD CARE AND  
EDUCATION



## Human Services Funding

2024 Human Services Set Aside Break Down	
Subtotal Homelessness Services	\$ 1,168,001
Human Services Agency Funding	\$ 1,480,045
State Property Tax Legislation	\$ 105,000
<b>Grand Total</b>	<b>\$ 2,753,046</b>

2025 Human Services Set Aside Break Down	
<b>Total Amount</b>	<b>\$ 2,740,716</b>
Subtotal Homelessness Services	\$ 1,249,766
Human Services Agency Funding	\$ 1,490,950



## Mental Health Center of Excellence

- Staffing
- Build Housing and Community Wellness Program
- Continuum of City Services
- Develop Roadmap
- Goal is to best leverage resources





## **Early Childhood**

- Friend Family Neighbor Summit Dashboard
- 529 Jump
- FRCC Scholarship Funds
- Early Childhood Hub



Demographics

Focus Group

Exit Survey

Analysis

The 2024 FNN Gathering had a goal of understanding the challenges that the care provider community faces and how to mitigate them. A total of 37 participants pre-registered and provided the information below. The gathering was conducted in a free-response focus group format and culminated with individual exit surveys.

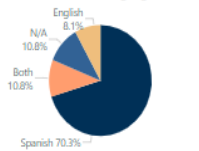
Who do you provide care for?



The average participant was:

- \*A Spanish speaker
- \*Care provider for family, friends and neighbors
- \*With the need for childcare to participate
- \*With a phone number and an email

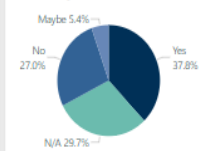
Preferred Language



2 of the 3

participants who indicated an English language preference provided care for only family. 1 did not answer the question.

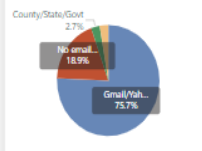
Will you need childcare?



43%

of participants indicated a need or potential need for childcare to participate.

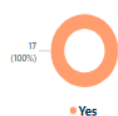
Email Address Provided



6 of the 7

participants who provided no email indicated a preference for Spanish language.

Would you be interested in staying connected and receiving emails about ECE?



98%

of participants provided a phone number.

# Early Childhood

- Friend Family Neighbor Care Dashboard
- 60% of Longmont Children are in FFN Care
- No Data accessible for groups, less information on how to support group in providing quality care
- FFN Summit April 6, 2024 – Meet Ups



# Early Childhood



- 529 Jump College Savings
- Front Range Foundation Scholarships
- Early Childhood Hub (TLC Early Learning Collaborative)

# PARKS MAINTENANCE FUNDING

# 8 Parks/Trails Projects in 5 Years... Parks Progress Update

## Fox Meadows Neighborhood Park

Completion Q1 2025

Playground, bocce ball, restroom, shelters, basketball half court, shade trees, sledding hill, sloped turf lawn/established smooth brome grasses, hard and soft trails

## Sandstone Ranch Phase IV

Design to commence in 2025

Operations 2026: 1 x SR GMT; 1 x GMT II

Ball field complex and associated amenities, restroom, shelter, landscaping

## Dry Creek Community Park Synthetic Turf Fields

Completion: December 2024

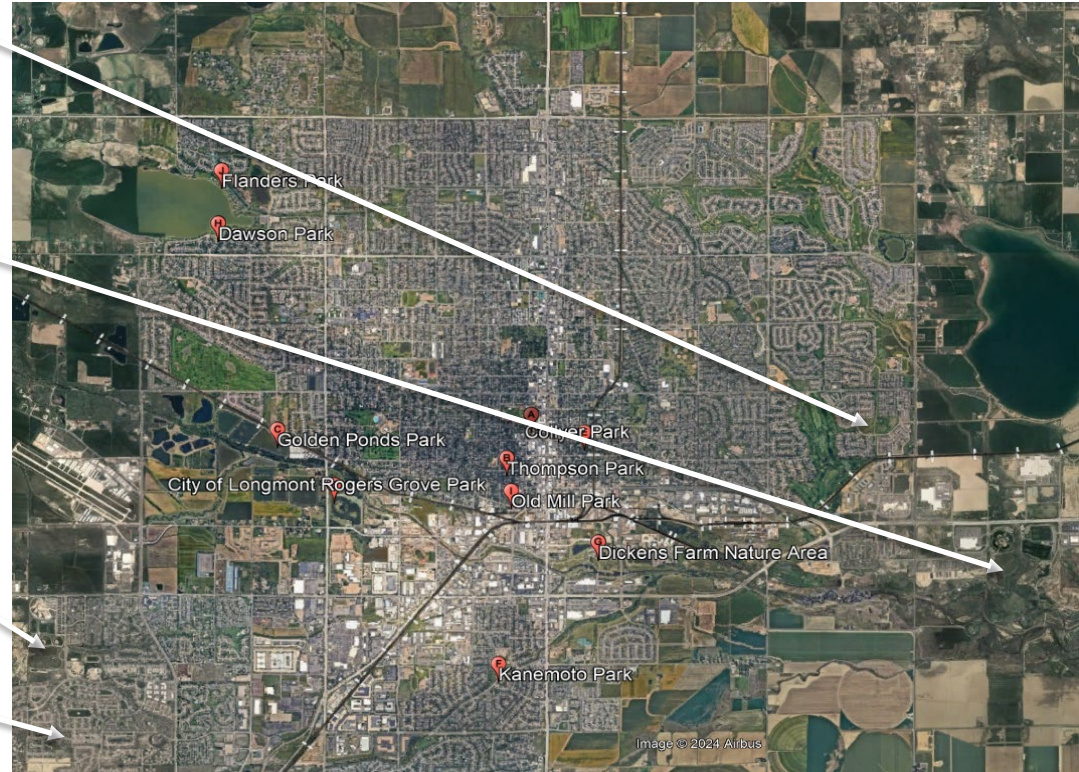
Multi-use sports fields, new field lighting.

## Clover Meadows

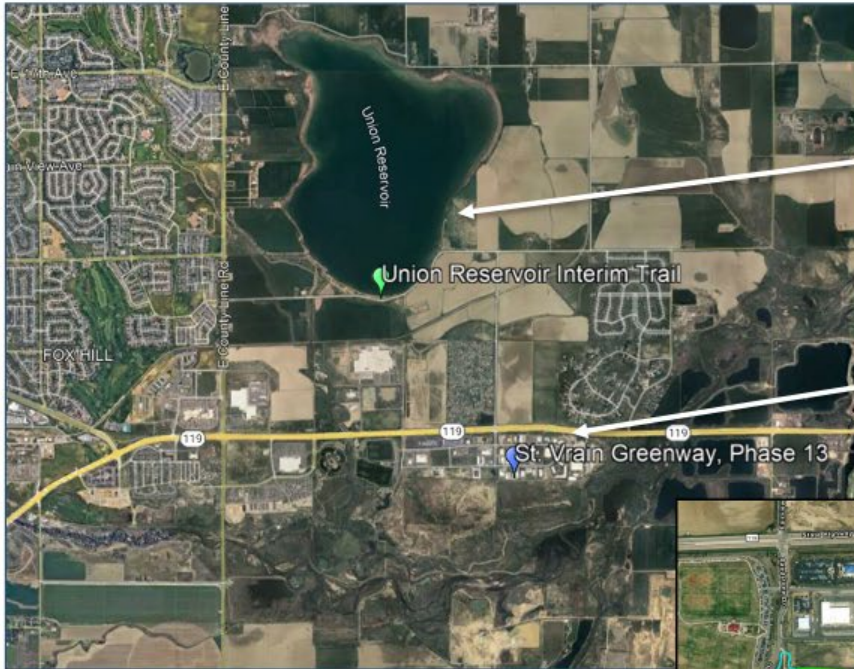
## Neighborhood Park

Grand Opening in November!

Playground, restroom, shelter, bike playground, turf lawn, native grasses, soft and hard surface trails



## ... Open Space Progress Update



Union Reservoir Interim Trail  
(Design Kick Off: Q1 2025)

St. Vrain Greenway, Phase 13  
(Anticipated Completion: Q2 2026)



# Underway/Upcoming CIP Renewal & Non-8:5 Projects

## 2025 Renewal: Hover Acres Park

Playground replacement, restroom & shelter renovation, site furnishings, hardscape/landscape

## 2025 Improvements: Kensington Park

Sand volleyball, lawn picnic area, shelter, skate area south Long's Peak Ave, lighting upgrades

## 2024 Improvements: Roosevelt Park

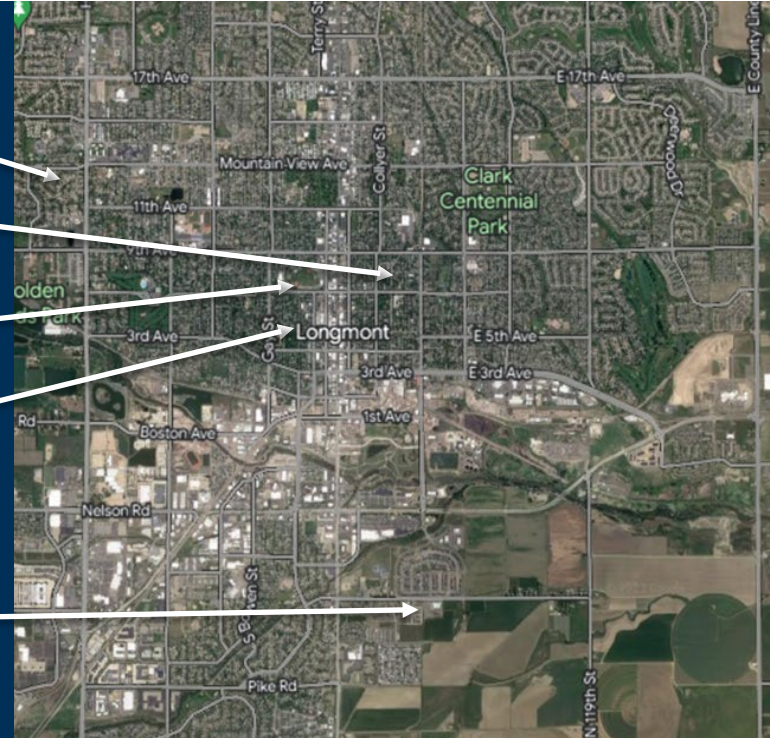
Playground replacement, adult fitness course

## 2024 Renewal: Thompson Park

Replacement of shelters and playground, restroom improvements, ADA improvements, signage updates

## 2024 Nino Gallo Neighborhood Park

Playground, disc golf, basketball court, restroom, shelter, dog park, natural grasses/turf, raw water pond



## 2025 INCREASES FOR PARKS MAINTENANCE

- \$68,292 level one ongoing in General Fund
- \$153,553 level two contract service ongoing in Conservation Trust Fund
- 3 new Grounds Maintenance Technicians:
  - Salary and benefits in Parks and Greenway Maintenance Fund
  - One-time expenses in General Fund
- Moved \$300,000 ongoing contract service from General Fund to Conservation Trust Fund

**STREET FUND  
(TRANSPORTATION)**

# Transportation Funding



## Transportation Community Investment Fee (TCIF)

- Arterial Street & Intersection Improvements
- Levied on New Developments

## Street System Maintenance Improvement Fund (Street Fund)

- Capital Improvement Program
- Operating & Maintenance





# Transportation Funding - 2025

## Street System Maintenance Improvement Fund (Street Fund)

- Total Revenues - \$33,272,170
  - Taxes - \$24,903,380
  - Intergovernmental - \$8,239,314
  - Licenses/Permits - \$50,000
  - Interest/Misc - \$79,476



## Transportation Community Investment Fee (TCIF)

- Total Revenues - \$778,830
  - Fees - \$765,136
  - Interest - \$13,694



# Transportation Expenses - 2025

## Street System Maintenance Improvement Fund (Street Fund)

- Expenses - \$38,866,378
  - Personnel Services - \$6,726,486
  - Operating and Maintenance - \$9,242,355
  - Non-Operating - \$917,599
  - Capital - \$21,979,938
- Contribution from Fund Balance - \$5,594,208



# 2025 Transportation CIP Projects

- TRP001 – Asphalt Pavement Management Program
- TRP011 – Transportation System Management
  - Vision Zero effort
- TRP092 – Boston Avenue Connection
- TRP094 – Railroad Quiet Zones
- TRP105 – Missing Sidewalks
- TRP131 – 1<sup>st</sup> & Main Transit Station
- TRP135 – Coffman Street Mobility Improvements
- TRP137 – Main Street Corridor Plan



# 2025 Operating Highlights

## Transit - \$2,078,700

- VIA - \$150,000
- Ride Free Longmont - \$245,000
- FlexBus - \$138,700 (+\$27,000 from other funds)
- Microtransit - \$1,500,000



## Street & Alley Maintenance - \$2,612,210

## Street Sign and Marking - \$825,783

## Snow & Ice Removal- \$1,362,806

## Traffic Signals - \$1,693,671






# QUESTIONS

# PRESENTATION TOPICS FOR NEXT WEEK

- Financial Policies
- Priority Based Budgeting
- First Public Hearing

Other questions,  
comments or additional  
information needed?

A decorative pattern of repeating, overlapping, wavy lines in a lighter shade of blue, located at the bottom of the slide.